

**White**

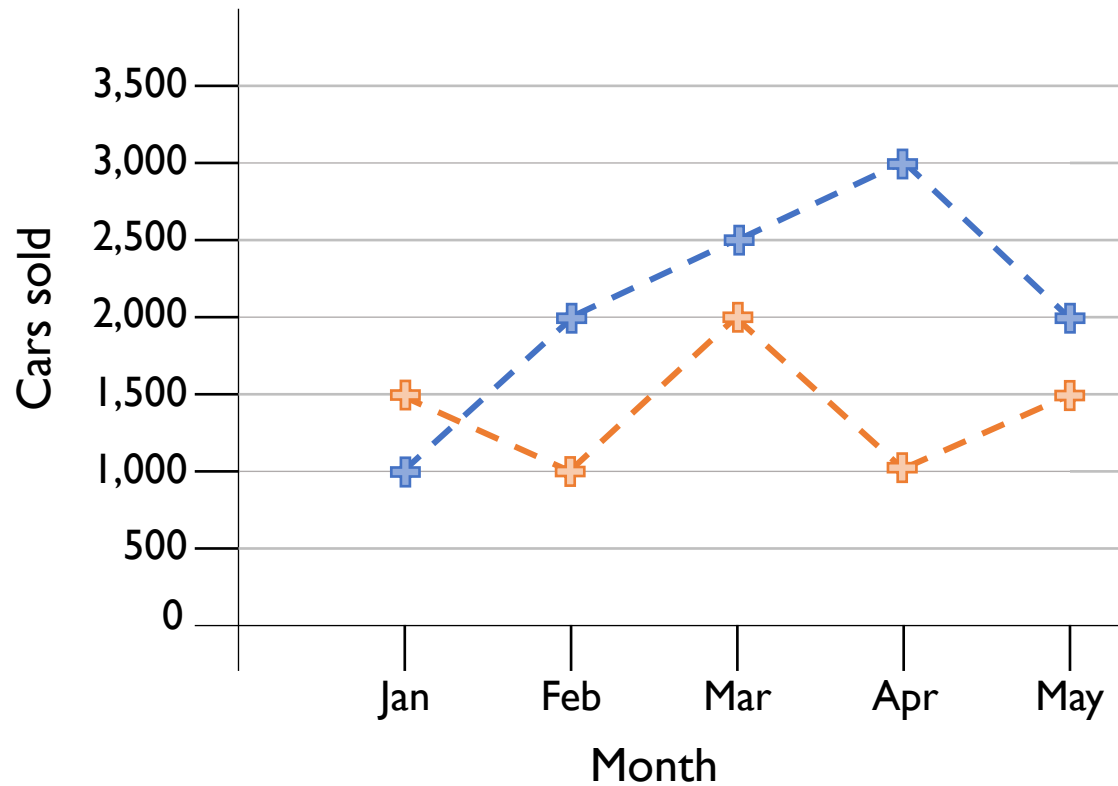
**Rose  
Maths**

Year 5/6

**Statistics**

**Problem Solving**

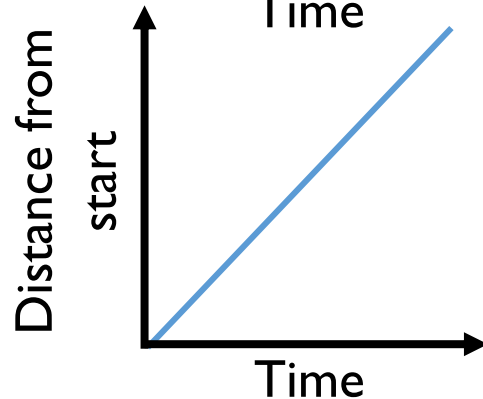
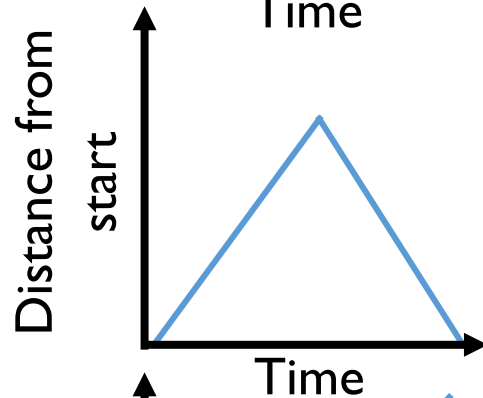
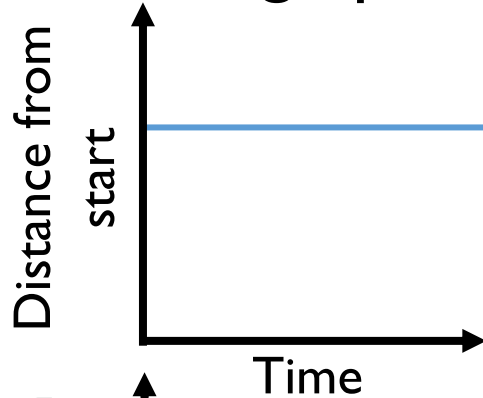
The graph shows the number of cars sold by two different companies.



- How many more cars did Ace Motors sell than Briggs in April?
- From January to March, how many cars did each company sell? Who sold more? How many more did they sell?
- Crooks Motors sold 250 more cars than Briggs each month.

Plot Crooks Motors' sales on the graph.

Match the graph to the activity.



A car travels at constant speed on the motorway.

A car is parked outside a house.

A car drives to the end of the road and back.

Here is a table of data.

Time (min)	15	30	45	60	75
Distance (km)	25	46	67	72	98

Which intervals would be the most appropriate for the vertical axis of the line graph?

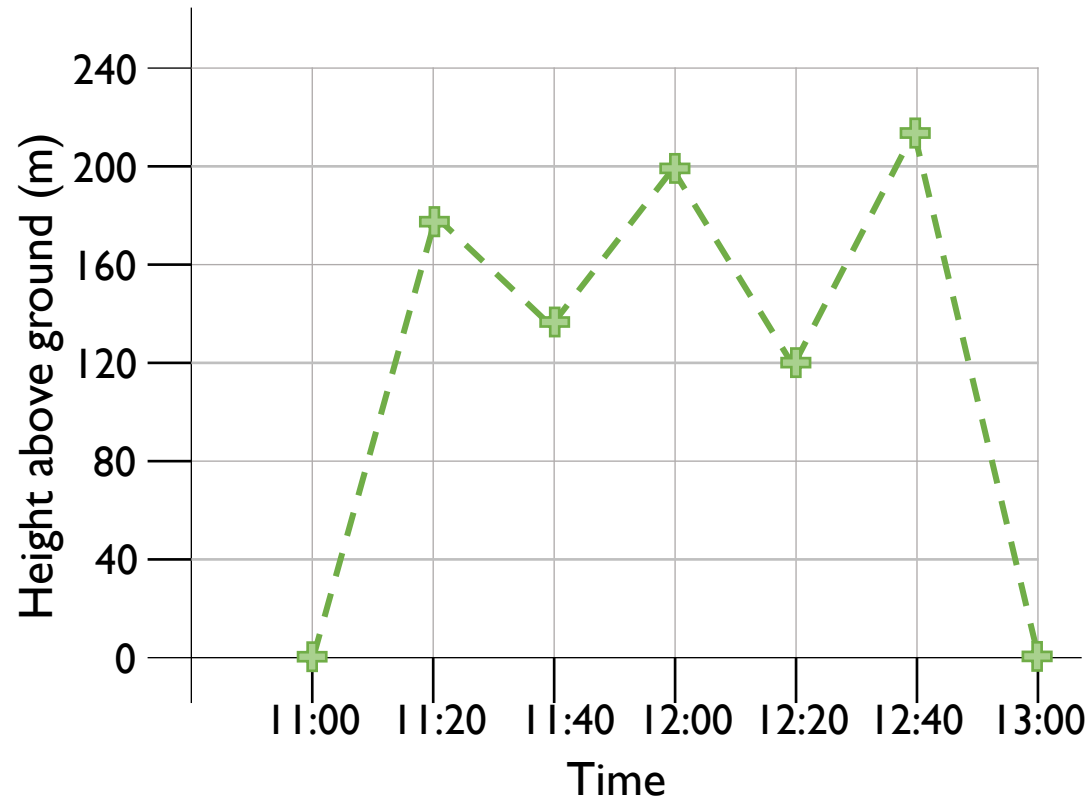
Explain your answer.

Rosie has used the data in the table to plot the line graph.

Time	11:00	11:20	11:40	12:00	12:20	12:40	13:00
Height above ground (m)	0	180	150	200	210	120	0

What mistakes has Rosie made?

Can you draw the line graph correctly?



Time	11:00	11:20	11:40	12:00	12:20	12:40	13:00
Height above ground (m)	0	180	150	200	210	120	0

Carry out your own exercise experiment and record your heart rate on a graph like the one shown in the section above. How does it compare?

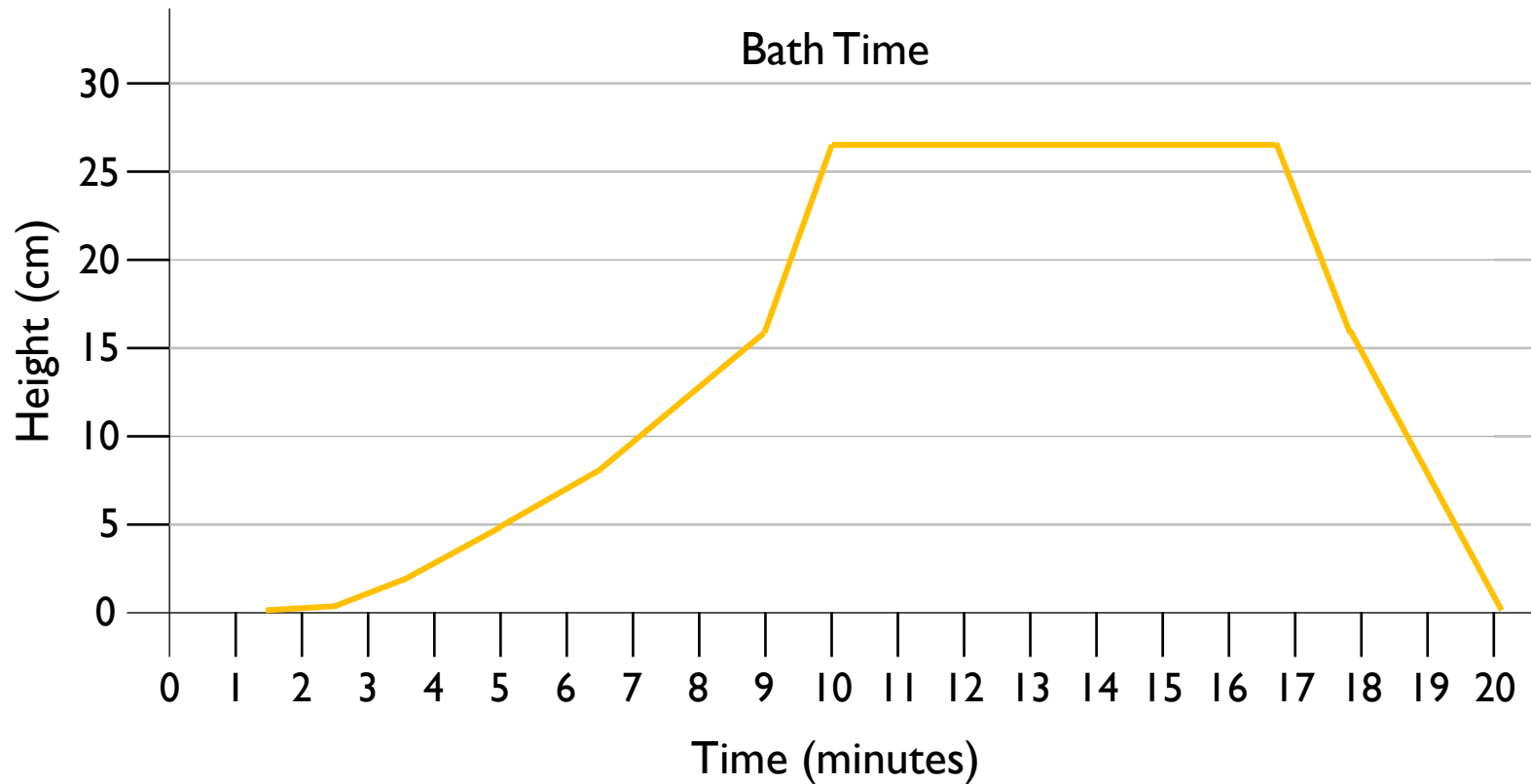


Can you make a set of questions for a friend to answer about your graph?

Can you put the information into a table?



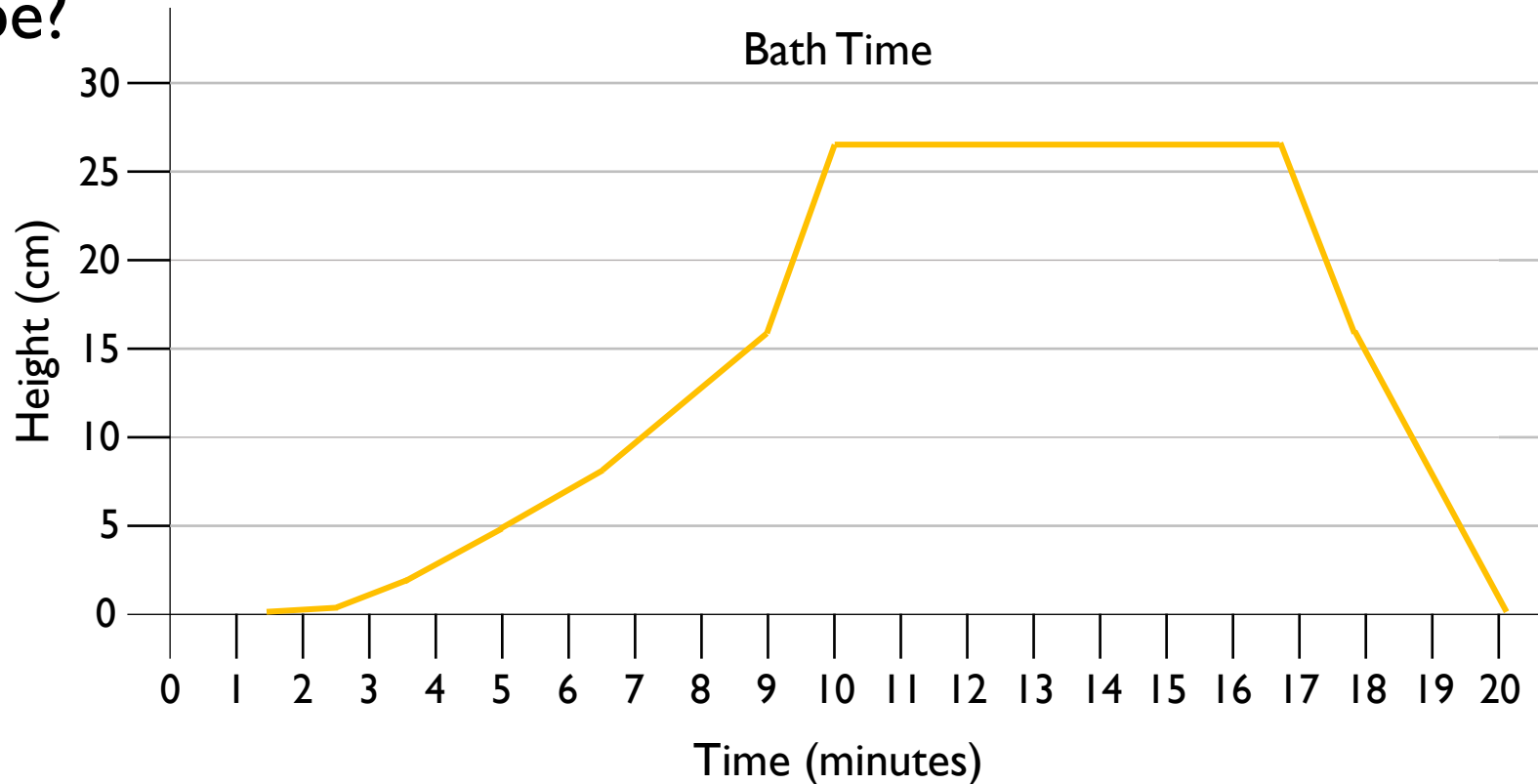
Here is a line graph showing a bath time. Can you write a story to explain what is happening in the graph?



How long did it take to fill the bath?

How long did it take to empty?

The bath doesn't fill at a constant rate. Why might that be?



	100 m sprint (s)	Shot put (m)	50 m Sack race (s)	Javelin (m)
Amir	15.5	6.5	18.9	11.2
Dora	16.2	7.5	20.1	13.3
Teddy	15.8	6.9	19.3	13.9
Rosie	15.6	7.2	18.7	14.1
Ron	17.9	6.3	18.7	13.3

Ron thinks that he won the 100 m sprint because he has the biggest number.

Do you agree?

Explain your answer.

This table shows the 10 largest stadiums in Europe.

Stadium	City	Country	Capacity
Camp Nou	Barcelona	Spain	99,365
Wembley	London	England	90,000
Signal Iduna Park	Dortmund	Germany	81,359
Santiago Bernabeu	Madrid	Spain	81,044
San Siro	Milan	Italy	80,018
Stade de France	Paris	France	80,000
Luzhniki Stadium	Moscow	Russia	78,300
Ataturk Olimpiyat Stadium	Istanbul	Turkey	76,092
Old Trafford	Manchester	England	75,811
Allianz Arena	Munich	Germany	75,000

# True or False?

- The fourth largest stadium is the San Siro.
- There are 6 stadiums with a capacity of more than 80,000
- Three of the largest stadiums are in England.

This table shows how many children own dogs and cats.

Fill in the missing gaps and answer the questions below.

	Boys	Girls	Total
Dogs		44	
Cats	38		
Total	125		245

- How many more boys have dogs than girls?
- How many more girls have cats than dogs?
- How many more children have dogs than cats?

120 people were asked where they went on holiday during the summer months of last year. Use this information to create a two-way table.



In June, 6 people went to France and 18 went to Spain.

In July, 10 people went to France and 19 went to Italy.

In August, 15 people went to Spain.

35 people went to France altogether.

39 people went to Italy altogether.

35 people went away in June.

43 people went on holiday in August.

Ron wants to watch the following TV programmes:

Cheese Please, What's the Q, aMAZEment, Budget Baker, Safari, Dance & Decide.

Will Ron be able to watch all the shows he has chosen?

It is 18:45. How long is it until 'Guess the Noise' is on?



NatureWatch		NatureWatch +1		QuizTime		Cookery Channel	
5 p.m.	News	5 p.m.	Puppy Playtime	5 p.m.	Talk the Talk	5 p.m.	Cheese Please
5:30 p.m.	Weather	6 p.m.	News	5:30 p.m.	Quizdom	6 p.m.	Cook with Lydia
5:45 p.m.	Deep Blue	6:30 p.m.	Weather	6 p.m.	What's the Q?	6:30 p.m.	Pizza Pasta Pietro
6 p.m.	Pampered Pets	6:45 p.m.	Deep Blue	6:30 p.m.	aMAZement	6:45 p.m.	5 Minute Menu
7 p.m.	Safari	7 p.m.	Pampered Pets	7:30 p.m.	Buzzed Out	7 p.m.	Budget Baker
8:15 p.m.	Animal Antics	8 p.m.	Safari	8 p.m.	Guess the Noise	8 p.m.	Lots of Lollies
9:15 p.m.	Worldly Wonders	9:15 p.m.	Animal Antics	9 p.m.	Dance & Decide	9:15 p.m.	Biscuit Bites

Here is Rosie's weekly timetable from secondary school.

<b>Y7C Mc</b>	Daily Assembly (09:00 – 09:15)	<b>1 09:15 - 09:55</b>	<b>2 09:55 - 10:45</b>	Break (10:45 – 11:05)	<b>3 11:05 - 11:55</b>	<b>4 11:55 - 12:45</b>	Lunchtime (12:45 – 13:45)	<b>5 13:45 - 14:35</b>	<b>6 14:35 - 15:25</b>
<b>Monday</b>		Literacy	English		Maths	I.C.T.		P.S.H.C.E.	Geography
<b>Tuesday</b>		English	Art		French	Science		D.T.	
<b>Wednesday</b>		Literacy	D.T.		Art	Drama		I.C.T.	Science
<b>Thursday</b>		P.E.	Maths		R.E.	English		History	P.S.H.C.E.
<b>Friday</b>		Literacy	Maths		Art	Science		P.E.	

# True or False?

- Rosie has 2 hours and 20 minutes of PE in a week.
- Rosie has 130 minutes of literacy in a week.
- Rosie does Art for the same length of time as Maths each week.
- Rosie does Art for the same length of time as English each week.